

Secondary Schools Toolkit

Safe and healthy travel for your
school community



www.lancashire.gov.uk

Lancashire
County
Council



102011140

Introduction

Thank you for helping us to promote road safety near your school.

This toolkit has been provided to:

- Suggest activities to help you to promote and encourage lower speeds outside schools and in nearby areas.
- Provide ideas to help you incorporate road safety and active travel into the national curriculum and your lesson plans.
- Recommend resources you may find useful.
- Suggest ways to involve parents/carers.
- Provide useful links to further information about active travel and road safety education.

Speeding concerns in your community

20mph speed limits were introduced to main residential areas and outside the majority of schools as a response to road safety concerns.

By working with communities we want to reduce the speed of motorists to make our streets safer places for everyone. We also want to reduce the number of road collisions, particularly those involving children and young people – but we need your help to achieve this.


Reducing speed in residential areas and near schools can bring many benefits:

- It can serve to reduce the dominance of motor vehicles.
- Make our streets safer for walking and cycling.
- Neighbourhoods can be quieter, better places to live which will contribute to improved health and wellbeing.

- Help to create more inclusive outdoor environments in which people can live and get about, in work and play.

In order to change attitudes and behaviour towards driving we need to work together. Our aim is for everyone in Lancashire to understand the benefits of driving at appropriate speeds within residential areas and near schools and do their bit to influence other people to reduce their speed.

In areas where 20 mph speed limits have not been introduced outside schools, education and engagement activities can still be delivered to encourage drivers to travel at more appropriate speeds for their surroundings.



Activities & Resources

We believe schools are a vital asset in our local communities. Lancashire County Council's Safer Schools Moodle contains activities and resources for schools to reinforce a number of active travel and road safety messages. Parents/carers can be given access to Moodle (no log in needed) via the Parents and Parking sections. Schools can log in using the details below:


Safer Schools Moodle

Log in: Your school number minus the initial zero

Password: safertravel

Below is a brief overview of the activities and resources available on Safer Schools Moodle.

Activity	Overview
Theatre In Education	A multimedia performance based on being 'streetwise' and paying full attention to the road. One of the major changes when moving to secondary school is travelling further distances and doing so independently. Although your pupils should have good road safety knowledge by this time, this is not always put into practice due to distractions, peer pressure and travelling on autopilot. Theatre in Education aims to tackle this. The performance is followed by workshops and teaching materials.
Bikeability	Having completed Levels 1 and 2 cycle training at primary school, Level 3 equips trainees with skills for more challenging roads and traffic situations - busier streets, queuing traffic, complex junctions and roundabouts. It also includes planning routes for safe cycling. It can be adapted to a trainees individual needs such as a safer route to school.

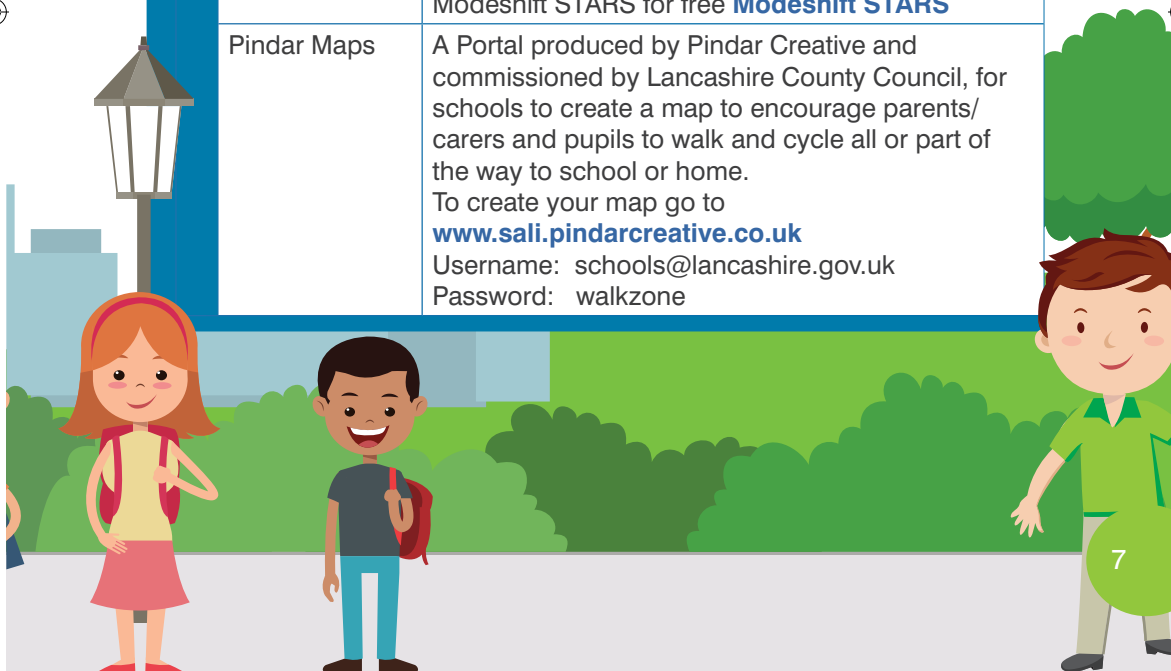


Activity	Overview
Banners	<p>Road safety poster competition. Images and messages can be created by pupils to highlight the road safety issues experienced outside your school. Winning artwork is transferred onto a banner that can be fixed to the school gate/railings promoting messages to parents/carers and local drivers..</p> <p>Clean air poster competition – to support LCC in taking action against air pollution. The objectives are to increase awareness of the links between road transport, air pollution and health, and to promote the use of more sustainable forms of transport. Winning artwork is transferred onto a banner that can be fixed to the school gate/railings promoting messages to parents/carers and local drivers.</p>
Let's Look Out For Each Other	A downloadable pdf leaflet giving tips to parents/carers to help support their child's development of road safety knowledge to help keep them safe when out and about. Available to copy to your newsletter or display on the school website.
No Bones	Peer led project consisting of 3 short animations and lesson plans. It aims to raise awareness of road safety, especially pedestrian issues, distractions and peer pressure, at a time when children have moved up to high school.
Park and Stride	A programme to promote active travel, ease congestion and help pupils to stay fit and healthy. The concept is to park within walking distance to school and walk, skate, scoot or cycle the remaining part of the journey. Allowing pupils who live a little too far away to walk to school and get that all important active start to the day.
20's High	Activities to promote and encourage drivers to lower their speeds outside schools and in nearby areas. It includes ideas to incorporate road safety and active travel into your lesson plans and suggests ways to involve parents/carers.

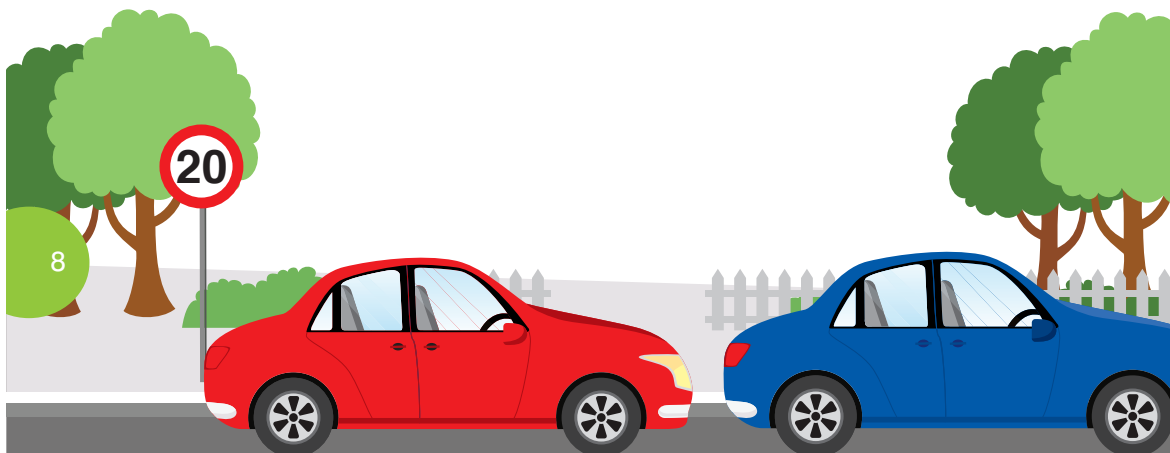
Activity	Overview
Wasted Lives	An award winning road user education programme aimed at Year 10 and 11 pupils, targeting young passengers. Sessions cover speed, seatbelts, mobile phones, drink and drug driving and can be delivered in short sessions during your enrichment days. www.wastedlives.co.uk/
Safe Drive Stay Alive	Schools with 6th form only. A road safety session for college age learners, where the audience hear first-hand real life stories from the emergency services and bereaved parents, about the consequences of risk taking behaviour on the roads. For a VIP invite to view a session, to make a booking or for more information please email the team info@wastedlives.co.uk
Using the information and activities identified, please communicate key road safety messages to children and parents/carers to reduce speed and encourage more walking and cycling to and from school. We have provided further suggestions on how to implement these within school.	
Newsletters	Promote key messages about driving at appropriate speed in your community, the dangers that can be associated when parking outside school and what it means for your school and the safety of your pupils. Downloadable newsletter snippets are available on Moodle.



Activity	Overview
Publicise at open evenings/parent evenings/new starter meetings	Publicise all programmes the school is involved in to support safe and active travel. Make sure parents/carers know about the speed limits and parking concerns in your local area and outside school.
Review your school travel plan	Consider how lower speeds might be conducive to encouraging more walking and cycling to school. A School Travel Plan can be created through Modeshift STARS
Modeshift STARS	Modeshift STARS is the national schools award scheme established to recognise schools that encourage road safety and demonstrate excellence in supporting cycling, walking and other forms of active travel. The scheme encourages schools to join in a major effort to increase levels of sustainable and active travel in order to improve the health and wellbeing of children and young people. Every school in England can participate on Modeshift STARS for free Modeshift STARS
Pindar Maps	A Portal produced by Pindar Creative and commissioned by Lancashire County Council, for schools to create a map to encourage parents/carers and pupils to walk and cycle all or part of the way to school or home. To create your map go to www.sali.pindarcreative.co.uk Username: schools@lancashire.gov.uk Password: walkzone



Activity	Overview
Address parking problems	<p>Send out information available on Safer Schools Moodle to parents/carers about inconsiderate parking. Leaflets can be uploaded to school website or sent out in school newsletters.</p> <p>Order 'Stopping Here Can Endanger A Child's Life' yellow 'A' Boards from the Safer Travel Team if parents/carers are parking illegally or dangerously outside your school.</p>
Get involved in national road safety campaigns	<p>Road Safety Week - Coordinated by Brake, the road safety charity.</p> <p>The Big Pedal - A Sustrans project. Ideas to transform the school run and deliver a happier and healthier commute.</p> <p>National Clean Air Day - A chance to find out more about air pollution and help make the air cleaner and healthier for everyone.</p>
Publicity	Notify the media of road safety activities that school are involved in. Inform the local press, or publicise your events on social media.



Curriculum Ideas

You can link road safety and active travel messages into a number of subject areas at your school and this can help you work towards Healthy Schools, Eco Schools status and the Modeshift STARS award scheme.

Here are some examples of how road safety and active travel messages can be easily incorporated into certain lessons.

Subject Area	Ideas
PSHE	Environmental issues. Passenger/driver responsibility.
English/Literacy	Persuasive writing – write a letter to persuade drivers why they should slow down, wear their seatbelts, etc. Create a road safety poem. Write a story about a journey you have made. Have a debate about different road safety issues, e.g., illegal parking, speeding, mobile phone use, etc.
Geography	Study of local area – where are roundabouts, junctions, etc. Using Pindar, make a map of safer routes to school, or existing road safety measures in the vicinity.
Mathematics	Traffic counts (create graphs to analyse results). Survey of ways pupils travel to school. Stopping distances.
History	Invention of the bicycle and car. Comparison between modes of transport now and in the past. How has traffic changes over the years? The importance of the development of the transport system.
Science	The change of seasons – nights getting darker earlier. 'Be Bright Be Seen' message. Force/motion relating to bicycles. Environmental issues.
Art	Create a road safety banner for your school gates. Design a road safety mascot. Make a poster to encourage drivers to slow down.
Biology	How we breathe and how pollution affects us.

Key messages

Information for Parents/Carers

As you know, parents/carers play an important part in reinforcing the messages that pupils learn in school.

You can involve them by:

- Discussing road safety issues at new starter assemblies, as these are a great way to encourage engagement with school about current parking/speeding concerns before the parents/carers themselves become part of the problem.
- Providing information at open days and parents evenings.
- Sending home information to parents/carers after each road safety initiative is delivered.
- Including road safety information in your schools newsletter or on your website.
- Getting involved in national campaigns and communicate these to parents/carers.

Information for Newsletters

Encouraging people to lower their speeds can make our streets safer for walking and cycling. Encourage them to slow down. Our neighbourhoods will become quieter, better places to live and it helps to improve the quality of life for all Lancashire communities.

'Let's Look Out For Each Other' PDF is available on the Schools Moodle, to download and display on your website or include in newsletters.

Highlight road safety activities that you carry out with your pupils and send home key walking and cycling messages.

Information for Governors

Governors play an important part in school life. You can involve governors by:

- Discussing the 20mph speed limit and speeding concerns in your community at governor meetings, highlighting key messages.
- Invite them to road safety/active travel themed assemblies.

Further Resources

www.saferschools.lancsngfl.ac.uk

Lancashire County Council's Safer Schools Moodle contains information and resources on road safety and active travel.

<https://lancsroadsafety.co.uk>

The Lancashire Road Safety Partnership aims to reduce casualties through the management of speed, enforcement, engineering, emergency response, driver education and training through developing collaborative approaches to education, awareness, engagement and other measures.

www.modeshiftstars.org

Every school in England can participate in Modeshift STARS for free. On completion of an application for Modeshift STARS, schools will automatically have a brand new national standard school travel plan.

www.think.gov.uk

Road safety advice from the Department for Transport's THINK! Road safety campaign. Support literature, including leaflets and posters, can be ordered via the website.

www.brake.org.uk

Brake is a road safety charity working with communities and organisations across the UK to make the streets and communities safer for everyone.

They provide Road Safety Week resources in November every year.

www.lhsp.org.uk

The Lancashire Healthy Schools Project's website includes planning, teaching and accreditation information.

www.rospa.co.uk

The Royal Society for the Prevention of Accidents' website has a road safety section including advice for parents/carers and teachers.

www.sustrans.org.uk

Sustrans, the sustainable transport charity, promotes reductions in motor traffic levels. The site includes a 'safer routes to school' and an extensive cyclists' section.

www.dft.gov.uk

The Department for Transport's website covers many modes of transport with access to research, information and advice.

www.roadsafetygb.org.uk

Road Safety Great Britain (RSGB) aims to reduce the number and severity of road collisions by raising awareness of road safety and safer road user behaviour.

www.capt.org.uk

The Child Accident Prevention Trust's website features important campaign information.

www.travelwise.org.uk

Encourages reductions in car journeys. Includes Safer Routes to School and Walk to School Week information.

<https://betterbybike.info>

Information for teachers and parents/carers to encourage cycling.

www.modeshiftstars.org

Every school in England can participate in Modeshift STARS for free. On completion of an application for Modeshift STARS, schools will automatically have a brand new national standard School.

Notes



Notes

Notes

Secondary Schools Toolkit

Safe and healthy travel for your
school community



For further information please contact
Safe & Healthy Travel Team **01772 537960**
safetravelteam@lancashire.gov.uk